

AMM - ADMIX MINI MAG Magnetic Flowmeter

Sizes: 15mm (1/2"), 20mm (3/4"), 25mm (1")

FEATURES

- Very compact and light weight design in sizes 15mm (1/2"), 20mm (3/4") & 25mm (1").
- 1000 pulses/Litre (15, 20mm sizes), 500 pulses/Litre (25mm size).
- 15 and 20mm models are directly interchangeable with MES20 20mm flowmeters.
- Measurement range 0.2 to 10 m/s @ +/- 2%.
- PVDF lined sensor, Stainless Steel 316 electrodes with integrated grounding rings.
- BSP(male) threaded end connections. Supplied with BSP (female) couplings.
- Virtually maintenance free, with no moving parts.
- Measures liquids with conductivity > 20µS/cm, to 40°C.
- Accuracy is unaffected by varying viscosity or specific gravity of liquids.
- 12 VDC powered (can be directly powered from ManuFlo devices, has LEDs for pulse and power indication (optional 24 VDC for use directly with 24V PLCs).
- Easy plug-in wiring connections via DIN43650-A plug set to IP65 rating.



INTRODUCTION

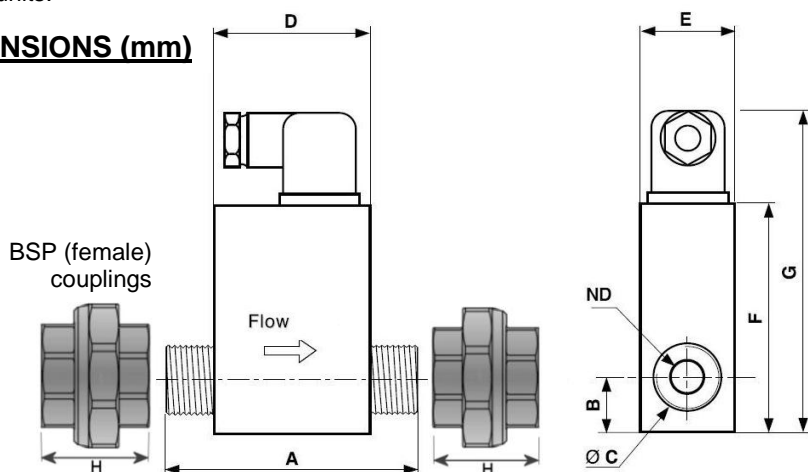
The Admix Mini Mag is a low-cost Electromagnetic Flowmeter designed for the economical measurement of chemical liquid admixtures and any other conductive liquid. The 15 and 20mm sizes output 1000 pulses per Litre (1 pulse / 1 ml), making them a direct replacement of MES20 admixture flowmeters in applications where there is a high content of solids in the measured liquid. Liquids with an electrical conductivity of at least 20µS/cm can be measured. The processor/electronics is integrated with the flowmeter sensor, so these two elements form a very compact package.

The Admix Mini Mag is available in three sizes: 15, 20 and 25mm connections i.e. 1/2", 3/4", 1" with 8mm, 12mm and 20mm bores respectively. With no moving parts, and an obstruction-free bore, this type of flowmeter is ideal for measuring a wide range of liquids up to a temperature of 40°C, with no head losses and virtually no ongoing maintenance. The Admix Mini Mag is ideal for measurement of admixtures in concrete batch plants, flowrate and total display for shotcreting and general process batching applications.

Admix Mini Mag is powered by +12VDC supply, and can be used directly with the complete range of ManuFlo or any other Instrumentation e.g. ManuFlo ME995 and ME3000 Batch Controllers, ME2008 and UIC interface boards, FRT303 and ME5 indicators.

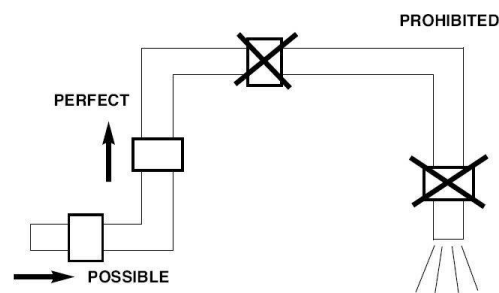
The operation of electromagnetic flow meters is based on Faraday's Law of Induction. A voltage is induced in a conductor as it moves through a magnetic field. This principle is applied in the Admix Mini Mag design. The voltage induced in the flowing liquid, is measured at two electrodes and is proportional to the average flow velocity. The microprocessor then scales this signal voltage to be read in digital units.

DIMENSIONS (mm)



Model	A	B	Ø C	D	E	F	G	H	ND
1/2"	84,5	18,5	1/2" MG	80	36	88	100	40	8
3/4"	90	20	3/4" MG	80	36	88	100	43	14
1"	90	22	1" MG	80	36	88	100	50	18

PLUMBING

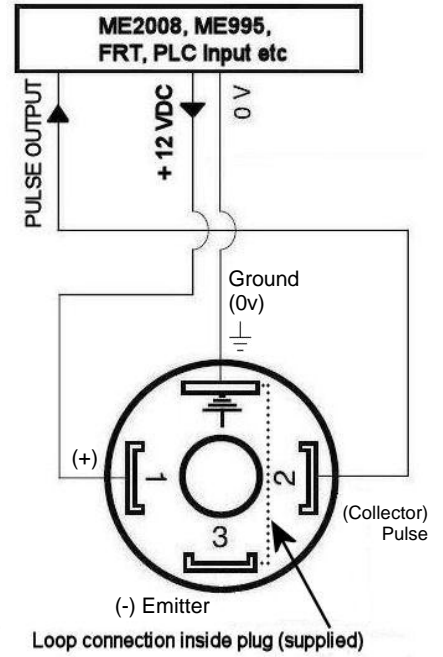


Flow meter size	Packed Weight	Measuring Range	Fixed Pulse Value	Order Code
15mm (08mm bore)	0.4 kg	1.0 - 50 Litres/min	1000 pulses/Litre	AMM15
20mm (12mm bore)	0.4 kg	2.0 - 110 Litres/min	1000 pulses/Litre	AMM20
25mm (20mm bore)	0.4 kg	3.0 - 210 Litres/min	500 pulses/Litre	AMM25

For 24 VDC powered option, add suffix **-24** to Order Code

Accuracy ±2% of range, <1.0% of rate
Liner Material PVDF
Electrodes S/S316
Grounding Rings S/S316
Protection class IP65
Max. Fluid Temp. -10 °C to +40 °C
Max. Pressure 6 bar @ 40°C, 10 bar @ 20°C
Conductivity Minimum 20µS/cm
Supply power +12 VDC @ 40mA
 (optional +24V @ 20mA)
Pulse output NPN pulse, VDC max: 28V, I max: 50mA,
 Diode and poly-switch protected.

The pin designations are:
 NPN Pulse output, passive, optocoupler
Pin 1 = + 12VDC (+) supply
Pin 2 = Pulse (Collector)
Pin 3 = Minus (Emitter)
Pin 4 = - Ground (0v)


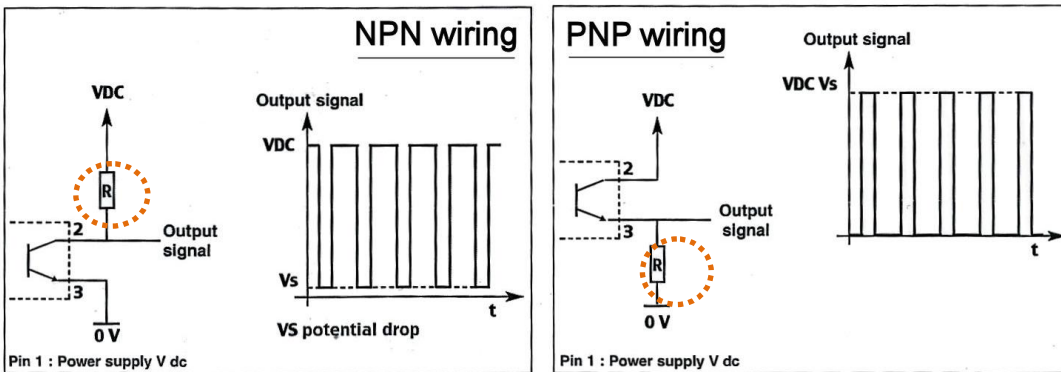


ELECTRICAL CONNECTIONS

Electrical Connection DIN 43650 plug set
 To wire: Use minimum 2 core shielded cable. Unscrew the DIN female plug, remove the gland, pass the signal/power cable through the gland and connect as per diagram to designated pins. Tighten the gland and then refit DIN plug, tighten screw to assure a secure seal to IP65 rating.

CONNECTION

Caution: Never use the instrument without a load resistance. Check the load resistance “R” before connecting the power.
***** Note:** All ManuFlo devices (e.g. ME995, ME2008, UIC, FRT) have an inbuilt pull-up resistor so R is not required/applicable.



Standard model 12 VDC power supply: Resistance value R for VDC = 12 V **R = 1000 Ω**
With the option 24 VDC power supply: Resistance value R for VDC = 24 V **R = 2000 Ω**

INSTALLATION & CONDITIONS OF USE

- **It is essential that the meter tube be always completely filled with liquid.** Partial filling, or an empty pipe, will result in pulse fluctuations from 1 – 900Hz. **Keep the pipe full at all times.**
- The flowmeter will transmit pulses in the forward flow direction only. Reverse flow (backflow) will not be measured.
- The installation orientation is arbitrary. The flowmeter should not be installed in the vicinity of strong electromagnetic fields.
- Valves or other shutoff devices should not be installed immediate to the flowmeter. Allow some **straight pipe before and after the flowmeter (length upstream: 5x diameter, length downstream: 3x diameter)** before fitting elbows, valves etc.
- For accurate measurement, the diameter difference of the transition from the pipeline to the flowmeter should be kept to a minimum.
- Flowmeter has inbuilt Stainless Steel grounding rings.
- Fluid temperature range of -10 to +40 °C. **Pressure up to 10bar @20°C. Conductivity of fluid must be > 20 µS/cm.**
- After prolonged period of use, if the calibration is found to be significantly inaccurate then the flowmeter probes may be excessively coated, so remove and wipe the inside of the flowmeter tube. The flowmeter is rated to IP65, but as a safeguard after installation, place a cover over the flowmeter and make sure signal cable is looped downward to avoid trailing water ingress through cable gland.
- **WARNING:** Do not exceed the maximum recommended flowrate as overdose will occur. (Generally the correct size flowmeter for the flowrate should be selected to avoid this). Flowmeter will measure below minimum flowrate but at a reduced accuracy (e.g. ±10%).

ManuFlo™
 Flow Measurement & Control Products
 a division of
MANU ELECTRONICS PTY LTD

41 Carter Road Brookvale
 Sydney NSW 2100 Australia
 Ph: + 61 2 938 1425, 9905 4324
 Fax: + 61 2 9938 5852
 Web: www.manuelectronics.com.au
 www.manuflo.com